

Print in BLACK ink only and DO NOT STAPLE. For Privacy Notice, see Instructions.

Select Here for Amended Claim

Department of Social Services Application of Eligibility form attached

Vendor Code

Department Use Only

0 0 1

Name

Social Security Number Deceased in 2023 Spouse's Social Security Number Deceased in 2023

Birthdate (MM/DD/YYYY) Spouse's Birthdate (MM/DD/YYYY)

First Name M.I. Last Name Suffix

Spouse's First Name M.I. Spouse's Last Name Suffix

In Care Of Name (Attorney, Executor, Personal Representative, etc.)

Address

Present Address (Include Apartment Number or Rural Route)

City, Town, or Post Office State ZIP Code

County of Residence

Qualifications

Select only one qualification. Copies of letters, forms, etc., must be included with claim.

A. 65 years of age or older - You must be a full year resident. (Attach Form SSA-1099.)

B. 100% Disabled Veteran as a result of military service (Attach letter from Department of Veterans Affairs - see instructions.)

C. 100% Disabled (Attach letter from Social Security Administration or Form SSA-1099.)

D. 60 years of age or older and received surviving spouse benefits (Attach Form SSA-1099.)

Filing Status

Select only one filing status. **If married filing combined, you must report both incomes.**

Single  Married - Filing Combined  Married - Living Separate for Entire Year



23344010001

Failure to provide the following attachments will result in denial or delay of your claim:  
 Verification of Rent Paid ([Form 5674](#)), Form(s) 1099, W-2, etc.

Household Income

1. Enter the amount of social security benefits received by you, your spouse, and your **minor children** before any deductions and the amount of social security equivalent railroad retirement benefits. **Attach** Form(s) SSA-1099 or RRB-1099 (TIER I) . . . . .  .
2. Enter the total amount of wages, pensions, annuities, dividends, interest income, rental income, unemployment compensation, or other income. **Attach** Form(s) W-2, 1099, 1099-G, 1099-R, 1099-DIV, 1099-INT, 1099-MISC, etc. . . . .  .
3. Enter the amount of railroad retirement benefits (not included in Line 1) before any deductions. **Attach** Form RRB-1099-R (TIER II) . . . . .  .
4. Enter the amount of veteran's payments or benefits before any deductions. **Attach** letter from Veterans Affairs (see instructions on page 5) . . . . .  .
5. Enter the total amount received by you, your spouse, and your **minor children** from: public assistance, Supplemental Security Income (SSI), child support, or Temporary Assistance payments (TA and TANF). **Attach** a letter from the Social Security Administration that includes the amount of assistance received if applicable . . . . .  .
6. Total household income - Add Lines 1 through 5 and enter the total here . . . . .  .
7. Enter the appropriate amount from the options below. . . . .  .  
  - **Single or Married Living Separate** - Enter \$0
  - Married and Filing Combined - **rented** or **did not** own your home for the entire year - Enter \$2,000
  - Married and Filing Combined - **owned** and **occupied** your home for the entire year - Enter \$4,000
8. Net household income - Subtract Line 7 from Line 6 and enter the amount here . . . . .  .  
  - If you rented or did not own and occupy your home for the entire year and Line 8 is greater than \$27,200, you are **not eligible** to file this claim.
  - If you owned and occupied your home for the entire year and Line 8 is greater than \$30,000, you are **not eligible** to file this claim.

Real Estate Tax and Rent Paid

9. If you owned your home, enter the total amount of property tax paid for your home, minus special assessments, or \$1,100, whichever is less. **Attach** a copy of your 2023 **paid** real estate tax receipt(s). If your home is on more than five acres or you own a mobile home, **attach** the Assessor's Certification ([Form 948](#)) . . . . .  .
10. If you rented, enter the total amount from Certification of Rent Paid ([Form MO-CRP](#)) Line 9 or \$750, whichever is less. **Attach** a completed Verification of Rent Paid (Form 5674). **NOTE:** If you rent from a facility that does not pay property tax, you are **not eligible** for a Property Tax Credit. . . . .  .
11. Enter the total of Lines 9 and 10, or \$1,100, whichever is less . . . . .  .



12. Apply amounts from Lines 8 and 11 to chart on pages 14-16 to figure your Property Tax Credit. You **must** use the chart on pages 14-16 to see how much refund you are allowed. . . . .

12		.00
----	--	-----

# Reserved

Under penalties of perjury, I declare that I have examined this return, including accompanying schedules and statements, and to the best of my knowledge and belief it is true, correct, and complete. By signing or entering my name in the "Signature" field(s) below, I am providing the Department of Revenue with my signature as required under [Section 143.561, RSMo](#). Declaration of preparer (other than taxpayer) is based on all information of which he or she has any knowledge. As provided in [Chapter 143, RSMo](#), a penalty of up to \$500 shall be imposed on any individual who files a frivolous return. I also declare under penalties of perjury that I employ no illegal or unauthorized aliens as defined under federal law and that I am not eligible for any tax exemption, credit, or abatement if I employ such aliens. I further affirm that I am aware of the reporting requirements of [Section 135.805](#) and penalty provisions of [Section 135.810](#).

Signature

Signature	Date (MM/DD/YY)
<input style="width: 90%;" type="text"/>	<input style="width: 20%;" type="text"/> <input style="width: 20%;" type="text"/> <input style="width: 20%;" type="text"/>
Spouse's Signature (If filing combined, BOTH must sign)	Date (MM/DD/YY)
<input style="width: 90%;" type="text"/>	<input style="width: 20%;" type="text"/> <input style="width: 20%;" type="text"/> <input style="width: 20%;" type="text"/>
E-mail Address	Daytime Telephone
<input style="width: 90%;" type="text"/>	<input style="width: 90%;" type="text"/>
Preparer's Signature	Date (MM/DD/YY)
<input style="width: 90%;" type="text"/>	<input style="width: 20%;" type="text"/> <input style="width: 20%;" type="text"/> <input style="width: 20%;" type="text"/>
Preparer's FEIN, SSN, or PTIN	Preparer's Telephone
<input style="width: 90%;" type="text"/>	<input style="width: 90%;" type="text"/>
Preparer's Address	State      ZIP Code
<input style="width: 90%;" type="text"/>	<input style="width: 20%;" type="text"/> <input style="width: 20%;" type="text"/>

I authorize the Director of Revenue or delegate to discuss my claim and attachments with the preparer or any member of his or her firm, or if internally prepared, any member of the internal staff . . . . .  Yes  No

Did you pay a tax return preparer to complete your return, but the preparer failed to sign the return or provide an Internal Revenue Service preparer tax identification number? If you marked yes, please insert the preparer's name, address, and phone number in the applicable sections of the signature block above. . . .  Yes  No



**Department Use Only**

A       K       R       U

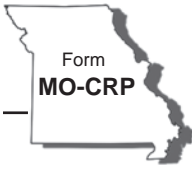
Form MO-PTC (Revised 12-2023)

**Mail to:** Taxation Division  
P.O. Box 2800  
Jefferson City, MO 65105-2800

**E-mail:** [Incometaxprocessing@dor.mo.gov](mailto:Incometaxprocessing@dor.mo.gov) (Submit Property Tax Claim)  
**E-mail:** [PropertyTaxCredit@dor.mo.gov](mailto:PropertyTaxCredit@dor.mo.gov) (Inquiry and correspondence)

**Phone:** (573) 751-3505  
**Fax:** (573) 522-1762  
**TTY:** (800) 735-2966

**Ever served on active duty in the United States Armed Forces?**  
If yes, visit [dor.mo.gov/military/](http://dor.mo.gov/military/) to see the services and benefits we offer to all eligible military individuals. A list of all state agency resources and benefits can be found at [veteranbenefits.mo.gov/state-benefits/](http://veteranbenefits.mo.gov/state-benefits/).



One Form MO-CRP must be provided for each rental location in which you resided. Failure to provide landlord information will result in denial or delay of your claim.

1. Social Security Number

Three input boxes for Social Security Number separated by dashes.

Spouse's Social Security Number

Three input boxes for Spouse's Social Security Number separated by dashes.

Select this box if related to your landlord. If so, explain.

Large empty text box for explanation.

2. Name (First, Last)

Large empty text box for Name (First, Last).

Physical Address of Rental Unit (P.O. Box Not Allowed)

Apartment Number

Large empty text box for Physical Address of Rental Unit.

Input box for Apartment Number.

City

State

ZIP Code

Input box for City.

Input box for State.

Input box for ZIP Code.

3. Landlord's Name (First, Last)

Large empty text box for Landlord's Name (First, Last).

Landlord's Street Address (Must be completed)

Apartment Number

Large empty text box for Landlord's Street Address.

Input box for Apartment Number.

City

State

ZIP Code

Input box for City.

Input box for State.

Input box for ZIP Code.

4. Landlord's Phone Number (Must be completed)

Large empty text box for Landlord's Phone Number.

5. Rental Period During Year (MM/DD/YY)

From:

Input box for month/day of start year.

Input box for year of start year.

2023

To:

Input box for month/day of end year.

Input box for year of end year.

2023

6. Enter your gross rent paid. Attach a completed Verification of Rent Paid (Form 5674). If you received housing assistance, enter the amount of rent you paid. Note: If you rent from a facility that does not pay property tax, you are not eligible for a Property Tax Credit.

Input box for gross rent paid with a .00 suffix.

7. Select the appropriate box below and enter the corresponding percentage on Line 7

Input box for percentage with a % suffix.

- A. Apartment, House, Mobile Home, or Duplex - 100%
B. Mobile Home Lot - 100%
C. Boarding Home or Residential Care - 50%
D. Skilled or Intermediate Care Nursing Home - 45%
E. Hotel - 100%; if meals are included - 50%

- F. Low Income Housing - 100% (Rent cannot exceed 40% of total household income.)
G. Shared Residence - If you shared your rent with relatives or friends (other than your spouse or children under 18), select the appropriate box based on the additional person(s) sharing rent:
1 (50%) 2 (33%) 3 (25%)

8. Net rent paid - Multiply Line 6 by the percentage on Line 7.

Input box for net rent paid with a .00 suffix.

9. Multiply Line 8 by 20%. Enter amount here and on Line 10 of Form MO-PTC or Line 12 of Form MO-PTS.

Input box for 20% of net rent paid with a .00 suffix.



23315010001

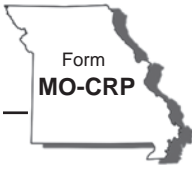
For Privacy Notice, see instructions.

Form MO-CRP (Revised 12-2023)

Taxation Division
Attach to Form MO-PTC or MO-PTS and mail to the Missouri Department of Revenue.

Ever served on active duty in the United States Armed Forces?

If yes, visit dor.mo.gov/military/ to see the services and benefits we offer to all eligible military individuals. A list of all state agency resources and benefits can be found at veteranbenefits.mo.gov/state-benefits/.



MISSOURI DEPARTMENT OF  
**REVENUE**  
2023 Certification of Rent Paid

One Form MO-CRP must be provided for each rental location in which you resided.  
**Failure to provide landlord information will result in denial or delay of your claim.**

1. Social Security Number Spouse's Social Security Number

	-		-	
--	---	--	---	--

Select this box if related to your landlord. If so, explain.

2. Name (First, Last)

Physical Address of Rental Unit (P.O. Box Not Allowed) Apartment Number

--	--

City State ZIP Code

--	--	--

3. Landlord's Name (First, Last)

Landlord's Street Address (Must be completed) Apartment Number

--	--

City State ZIP Code

--	--	--

4. Landlord's Phone Number (Must be completed)

5. Rental Period During Year (MM/DD/YY) To: (MM/DD/YY)

	From:	2023		To:	2023
--	-------	------	--	-----	------

6. Enter your gross rent paid. Attach a completed Verification of Rent Paid (Form 5674). If you received housing assistance, enter the amount of rent you paid. **Note: If you rent from a facility that does not pay property tax, you are not eligible for a Property Tax Credit.** . . . . .

	6		.00
--	---	--	-----

7. Select the appropriate box below and enter the corresponding percentage on Line 7 . . . . .

	7		%
--	---	--	---

- |  |   |
|--|---|
| <input type="checkbox"/> A. Apartment, House, Mobile Home, or Duplex - 100%<br><input type="checkbox"/> B. Mobile Home Lot - 100%<br><input type="checkbox"/> C. Boarding Home or Residential Care - 50%<br><input type="checkbox"/> D. Skilled or Intermediate Care Nursing Home - 45%<br><input type="checkbox"/> E. Hotel - 100%; if meals are included - 50% | <input type="checkbox"/> F. Low Income Housing - 100% (Rent cannot exceed 40% of total household income.)<br><input type="checkbox"/> G. Shared Residence – If you shared your rent with relatives or friends (other than your spouse or children under 18), select the appropriate box based on the additional person(s) sharing rent:<br><input type="checkbox"/> 1 (50%) <input type="checkbox"/> 2 (33%) <input type="checkbox"/> 3 (25%) |
|--|---|

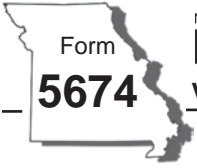
8. Net rent paid - Multiply Line 6 by the percentage on Line 7. . . . .

	8		.00
--	---	--	-----

9. Multiply Line 8 by 20%. Enter amount here and on Line 10 of Form MO-PTC or Line 12 of Form MO-PTS. . . . .

	9		.00
--	---	--	-----





--	--	--	--	--	--	--	--	--	--	--	--

Landlord must complete this form each year.

Tax Year 

--	--	--	--

Tenant and Rental Information

Tenant's Name  Social Security Number 

--	--	--	--	--	--	--	--	--	--

Rental Address

City  State  ZIP Code

Rental Begin Date (MM/DD/YYYY) 

--	--	--	--	--	--	--	--

 Rental End Date (MM/DD/YYYY) 

--	--	--	--	--	--	--	--

Gross Rent Paid for the Year  . 

	00
--	----

Did the tenant receive any housing assistance?  Yes  No

If yes, how much rent was the tenant responsible for?  . 

	00
--	----

Did anyone reside at this dwelling with the above tenant?  Yes  No

If yes, how many were over the age of 18?

Landlord Information

Landlord's Name

Landlord's Address

City  State  ZIP Code

Telephone Number (Home) 

--	--	--	--	--	--	--	--

 Telephone Number (Cell) 

--	--	--	--	--	--	--	--

Telephone Number (Work) 

--	--	--	--	--	--	--	--

 Landlord's Signature